

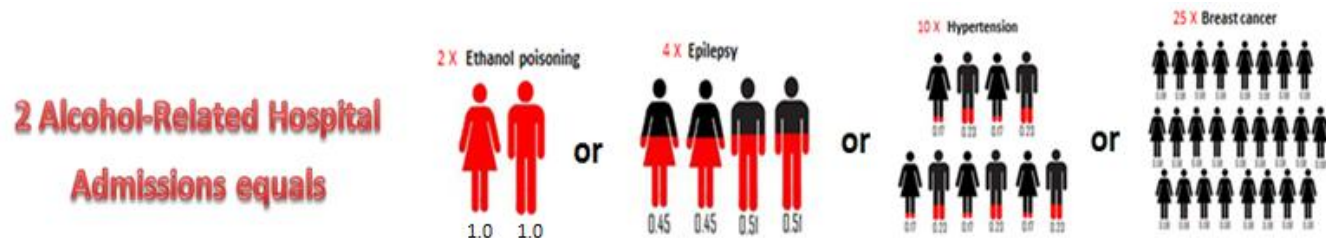
Alcohol Indicators for South Northamptonshire – Local Alcohol Profiles for England, March 2016

Background

Public Health England produce a range of indicators to evidence the impact of alcohol across the country, which are published at <http://fingertips.phe.org.uk/profile/local-alcohol-profiles>.

The majority of these indicators measure hospital admissions and deaths caused by alcohol consumption. Alcohol-specific indicators consider illnesses that are wholly attributable to alcohol consumption, such as alcoholic liver disease and alcohol poisoning, while alcohol-related indicators also consider illnesses in which alcohol may be a contributory factor, such as hypertension and certain cancers.

Where alcohol is one of several risk factors, Alcohol Attributable Fractions are used to estimate the likelihood of the death/hospital admission being linked to alcohol based on diagnoses, patient age and gender. The sum total of all these probabilities can be used as proxy estimates of the numbers of deaths/hospital admissions were related to alcohol. For example:



There are two measures of alcohol-related admissions:

- A broad measure that considers all diagnosis codes for each admission
- A narrow measure that considers only the primary diagnosis and external cause codes (e.g. assault)

The broad measure provides an overall estimate of the wider impact of alcohol on health services, while the narrow measure was introduced by Public Health England as an indicator that is less sensitive to coding practices and more responsive to changes brought about by local initiatives.

Both measures can be further broken down to reflect the specific causes of admission, such as liver disease and cardiovascular disease.

All admission and mortality indicators are expressed as directly standardised rates (DSR) per 100,000 population in order to be able to compare different geographies and timeframes.

South Northamptonshire

Summary

- South Northamptonshire has lower levels of alcohol-related harms than the county as a whole.
- South Northamptonshire has the lowest rates of alcohol-related admission episodes (both broad and narrow) in Northamptonshire. However, the broad rate for females increased significantly between 2012/13 and 2013/14, and provisional figures for 2014/15 suggest this upwards trend is continuing.
- Although South Northamptonshire is not significantly different from England or the East Midlands for the rate of alcohol-specific admissions in under-18s, it is in the worst 20% of its CIPFA comparator group.

Indicators where South Northamptonshire's rate is significantly better than the England average

RAG ratings - ■ = significantly better, ■ = no significant difference, ■ = significantly worse, = not measured

Indicator (RAG against East Midlands benchmark)	Latest Period	South Northamptonshire	East Midlands	England	Local DOT Since Last Period
Alcohol-specific mortality - Persons	2012 - 14	5.6	11.6	11.6	↑
Alcohol-specific mortality - Male	2012 - 14	8.7	15.9	16.1	↑
Alcohol-specific mortality - Female	2012 - 14	2.7	7.4	7.4	↓
Alcohol-specific hospital admission - Persons	2013/14	158.4	317.9	373.8	↓
Alcohol-specific hospital admission - Male	2013/14	199.7	427.8	515.1	↑
Alcohol-specific hospital admission - Female	2013/14	118.2	213.5	241.3	↓
Alcohol-related hospital admission (Broad) - Persons	2013/14	913.0	1,134.4	1,253.0	↑
Alcohol-related hospital admission (Broad) - Male	2013/14	1,245.2	1,541.6	1,714.6	↑
Alcohol-related hospital admission (Broad) - Female	2013/14	617.9	784.3	858.5	↑
Alcohol-related hospital admission (Narrow) - Persons	2013/14	323.9	439.6	443.7	↑
Alcohol-related hospital admission (Narrow) - Male	2013/14	418.9	584.2	593.7	↑
Alcohol-related hospital admission (Narrow) - Female	2013/14	236.9	310.3	310.3	↑
Admission episodes for alcohol-related conditions (Broad) - Persons	2013/14	1,495.6	1,934.1	2,111.2	↑
Admission episodes for alcohol-related conditions (Broad) - Male	2013/14	1,956.4	2,636.8	2,916.8	↑
Admission episodes for alcohol-related conditions (Broad) - Female	2013/14	1,090.9	1,332.5	1,426.0	↑

Admission episodes for alcohol-related conditions (Narrow) - Persons	2013/14	526.6	673.9	645.1	↑
Admission episodes for alcohol-related conditions (Narrow) - Male	2013/14	602.8	857.9	835.3	↓
Claimants of benefits due to alcoholism	2014	19.1	106.4	131.0	N/A
Admission episodes for alcohol-related cardiovascular disease conditions (Broad) - Persons	2013/14	797.1	929.8	1,049.3	↑
Admission episodes for alcohol-related cardiovascular disease conditions (Broad) - Male	2013/14	1,163.9	1,349.3	1,523.8	↑
Admission episodes for alcohol-related cardiovascular disease conditions (Broad) - Female	2013/14	484.8	594.2	672.9	↑
Admission episodes for alcohol-related mental and behavioural disorders due to use of alcohol condition (Broad) - Persons	2013/14	144.3	326.6	393.9	↓
Admission episodes for alcohol-related mental and behavioural disorders due to use of alcohol condition (Broad) - Male	2013/14	179.3	471.6	579.2	↓
Admission episodes for alcohol-related mental and behavioural disorders due to use of alcohol condition (Broad) - Female	2013/14	109.8	187.4	218.2	↑
Admission episodes for alcohol-related alcoholic liver disease condition (Broad) - Persons	2013/14	42.3	83.8	105.3	↓
Admission episodes for alcohol-related alcoholic liver disease condition (Broad) - Male	2013/14	57.3	114.1	147.1	↓
Admission episodes for alcohol-related alcoholic liver disease condition (Broad) - Female	2013/14	27.2	54.8	65.8	↑
Admission episodes for alcohol-related mental and behavioural disorders due to use of alcohol condition (Narrow) - Persons	2013/14	19.5	80.6	87.3	↓
Admission episodes for alcohol-related mental and behavioural disorders due to use of alcohol condition (Narrow) - Male	2013/14	22.5	113.3	124.5	↓
Admission episodes for alcohol-related mental and behavioural disorders due to use of alcohol condition (Narrow) - Female	2013/14	16.2	48.8	51.6	↓
Admission episodes for alcohol-related intentional self-poisoning by and exposure to alcohol condition (Narrow) - Persons	2013/14	34.0	51.7	58.6	↑
Admission episodes for alcohol-related intentional self-poisoning by and exposure to alcohol condition (Narrow) - Male	2013/14	21.5	44.3	52.0	↓

Indicators where South Northamptonshire's rate is **not significantly different** to the England average

RAG ratings - ■ = significantly better, ■ = no significant difference, ■ = significantly worse, = not measured

Indicator (RAG against East Midlands benchmark)	Latest Period	South Northamptonshire	East Midlands	England	Local DOT Since Last Period
Months of life lost due to alcohol - Male	2012 - 14	7.8	12.0	12.0	↑
Months of life lost due to alcohol - Female	2012 - 14	4.0	5.8	5.6	↓
Alcohol-related mortality - Persons	2014	32.6	45.4	45.5	↓
Alcohol-related mortality - Male	2014	43.6	64.7	65.4	↓
Alcohol-related mortality - Female	2014	23.5	28.9	28.8	↓
Alcohol-specific hospital admission - under 18s	2011/12 - 13/14	33.5	33.8	40.1	↑
Admission episodes for alcohol-related conditions (Narrow) - Female	2013/14	455.4	508.0	474.8	↑
Admission episodes for alcohol-related malignant neoplasm conditions (Broad) - Male	2013/14	182.7	214.6	177.0	↓
Admission episodes for alcohol-related malignant neoplasm conditions (Narrow) - Male	2013/14	167.2	187.1	154.7	↓
Admission episodes for alcohol-related unintentional injuries conditions (Narrow) - Persons	2013/14	132.9	152.5	141.8	↑
Admission episodes for alcohol-related unintentional injuries conditions (Narrow) - Male	2013/14	197.3	229.0	215.2	↑
Admission episodes for alcohol-related unintentional injuries conditions (Narrow) - Female	2013/14	72.0	81.8	74.2	↑
Admission episodes for alcohol-related intentional self-poisoning by and exposure to alcohol condition (Narrow) - Female	2013/14	46.1	59.1	65.4	↑
Alcohol Related Road Traffic Accidents	2012 - 14	37.7	33.7	26.4	N/A

Indicators where South Northamptonshire's rate is significantly worse than the England average

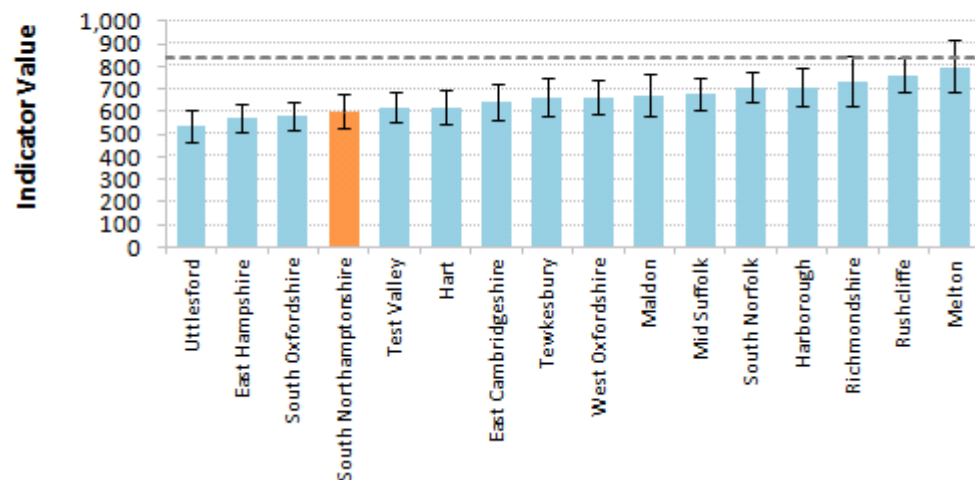
RAG ratings - ■ = significantly better, ■ = no significant difference, ■ = significantly worse, □ = not measured

Indicator (RAG against East Midlands benchmark)	Latest Period	South Northamptonshire	East Midlands	England	Local DOT Since Last Period
Admission episodes for alcohol-related malignant neoplasm conditions (Broad) - Persons	2013/14	225.6	212.8	175.8	↑
Admission episodes for alcohol-related malignant neoplasm conditions (Broad) - Female	2013/14	266.0	213.0	176.5	↑
Admission episodes for alcohol-related malignant neoplasm conditions (Narrow) - Persons	2013/14	197.1	184.1	150.7	↑
Admission episodes for alcohol-related malignant neoplasm conditions (Narrow) - Female	2013/14	224.4	183.5	149.3	↑

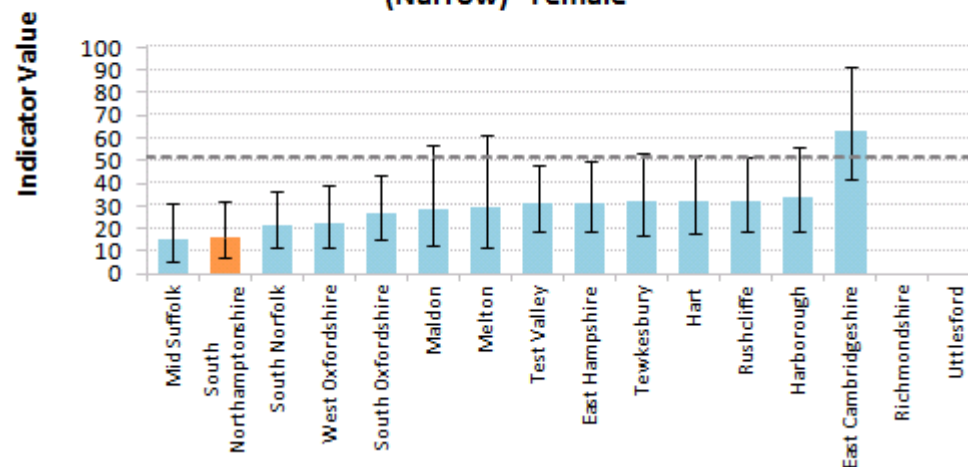
Indicators where South Northamptonshire is an outlier its CIPFA comparator group – top 20%

--- = England average

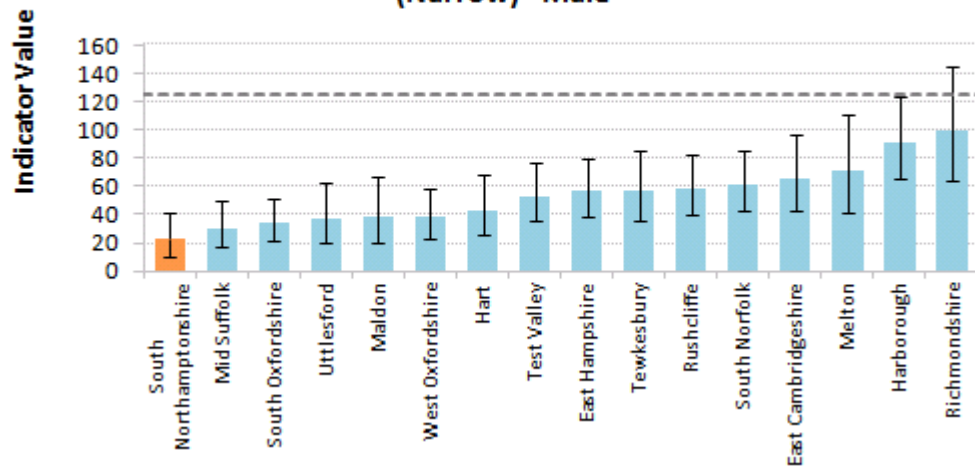
Admission episodes for alcohol-related conditions (Narrow) - Male



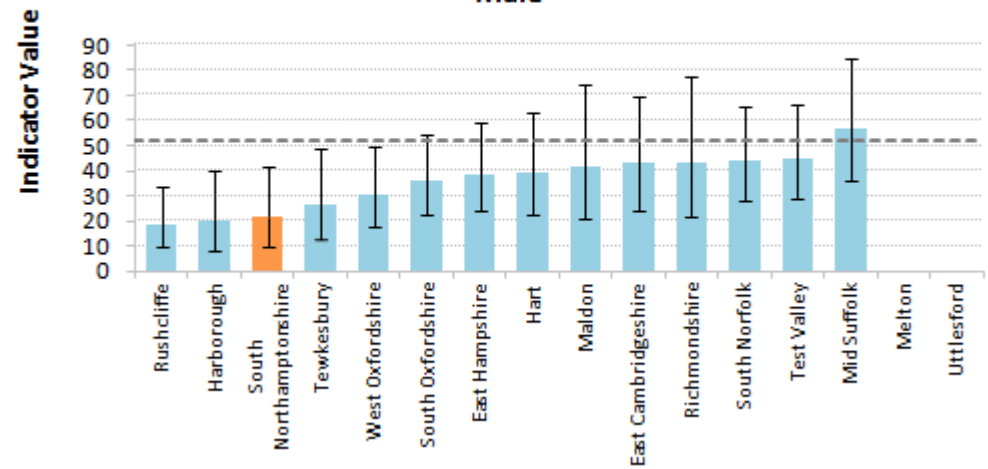
Admission episodes for alcohol-related mental and behavioural disorders due to use of alcohol condition (Narrow) - Female



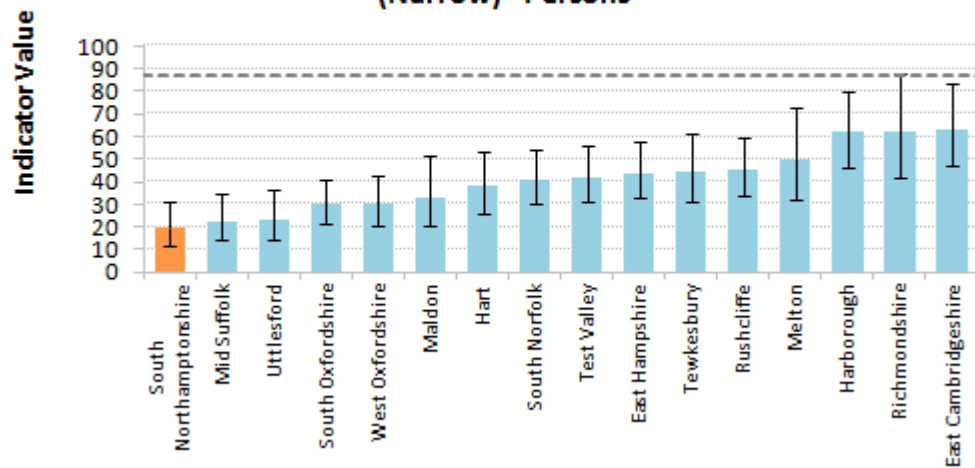
Admission episodes for alcohol-related mental and behavioural disorders due to use of alcohol condition (Narrow) - Male



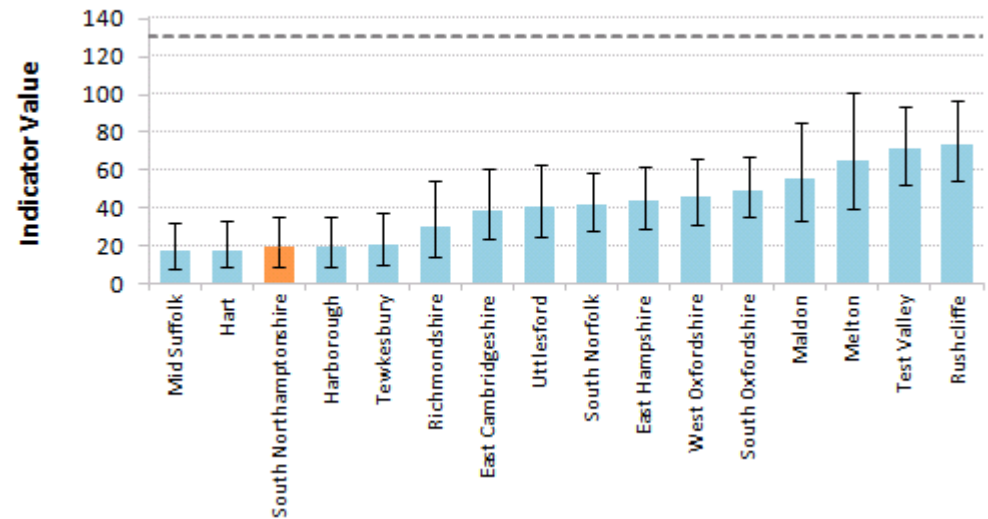
Admission episodes for alcohol-related intentional self-poisoning by and exposure to alcohol condition (Narrow) - Male



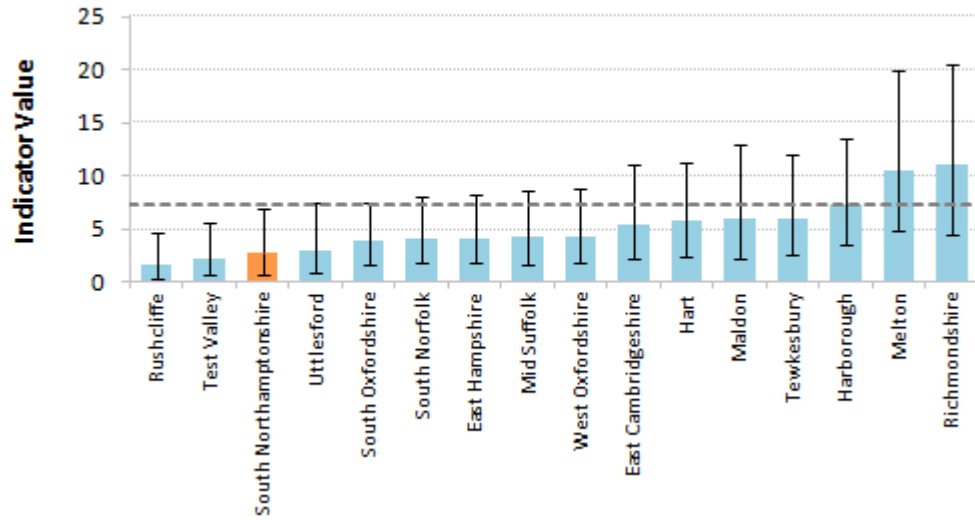
Admission episodes for alcohol-related mental and behavioural disorders due to use of alcohol condition (Narrow) - Persons



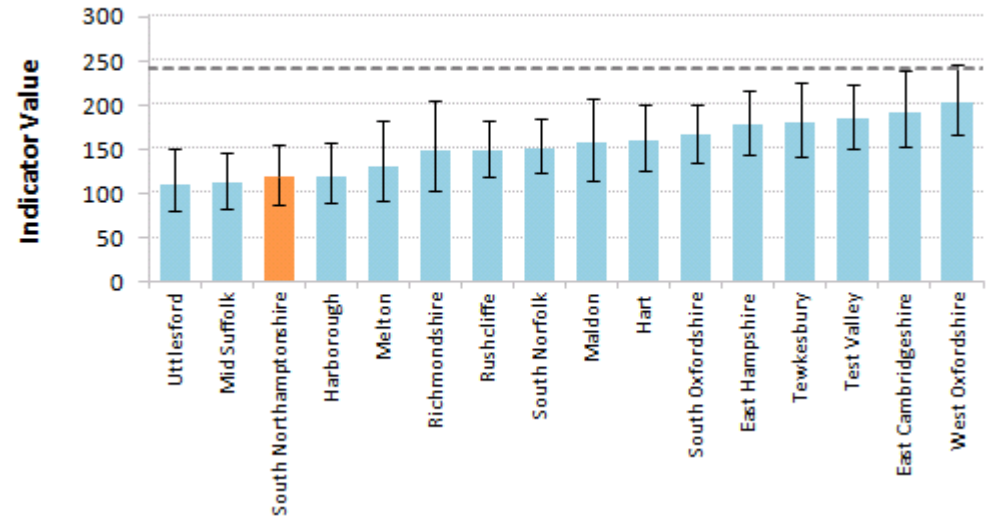
Claimants of benefits due to alcoholism



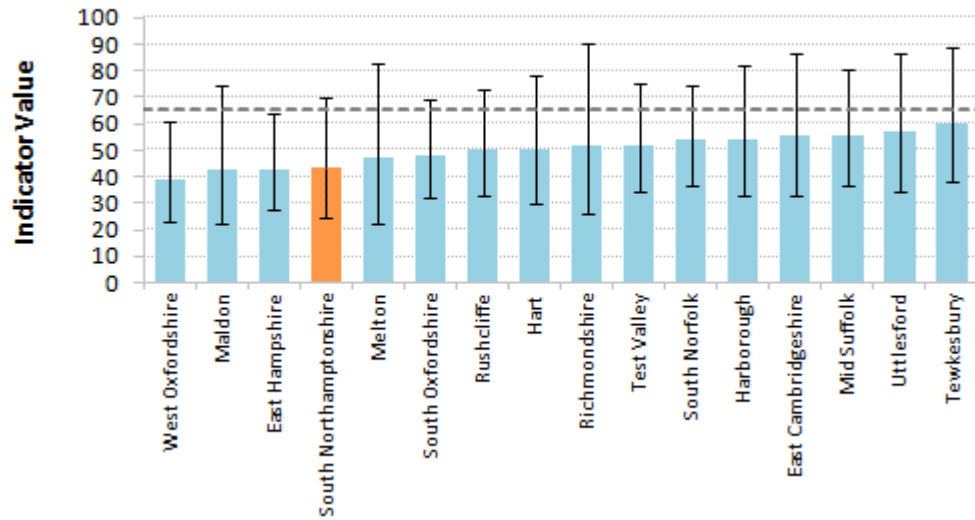
Alcohol-specific mortality - Female



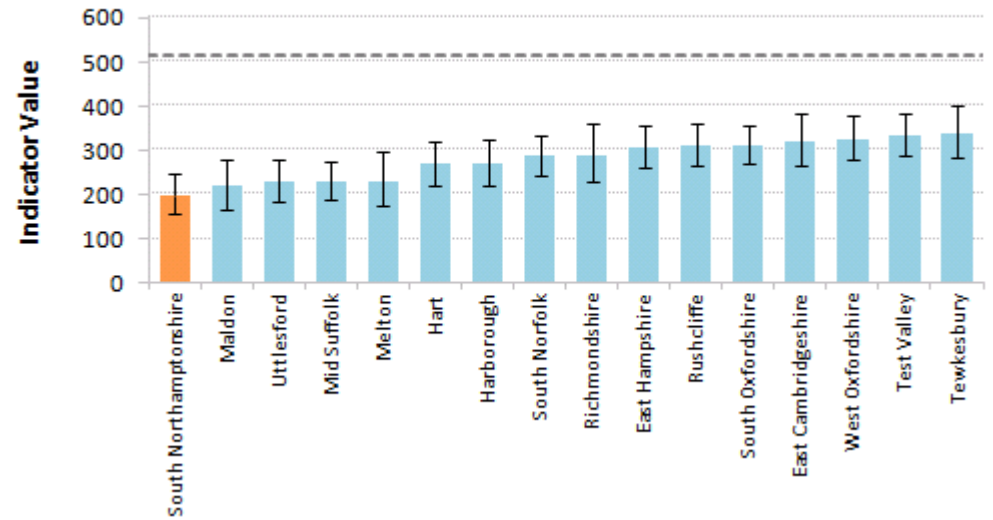
Alcohol-specific hospital admission - Female



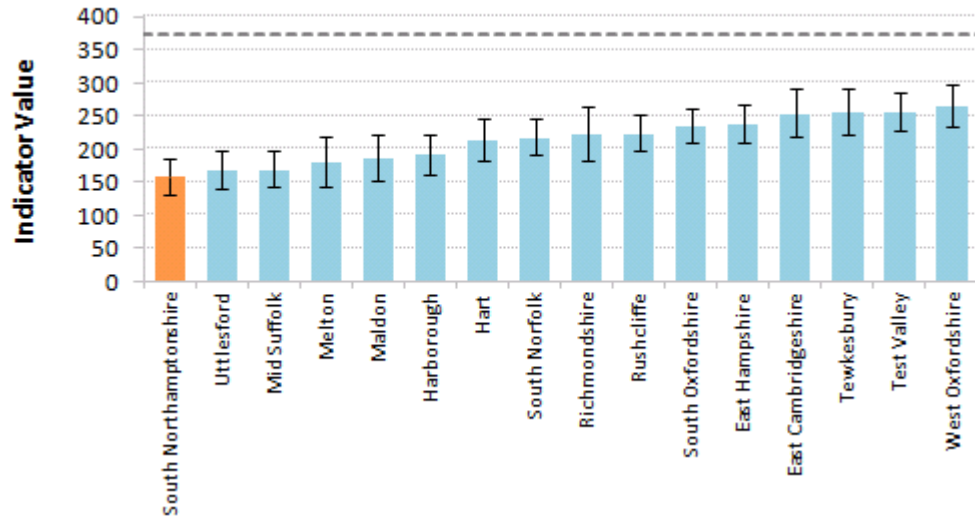
Alcohol-related mortality - Male



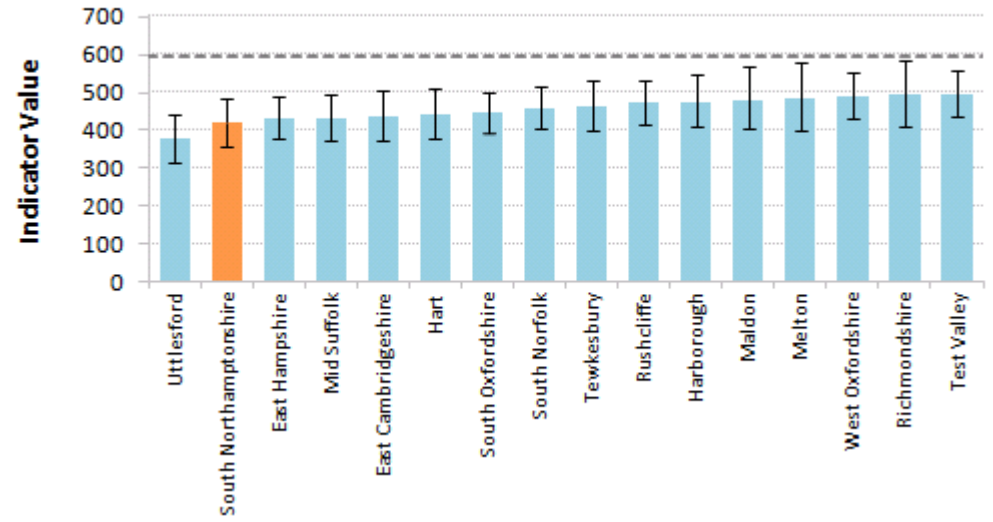
Alcohol-specific hospital admission - Male



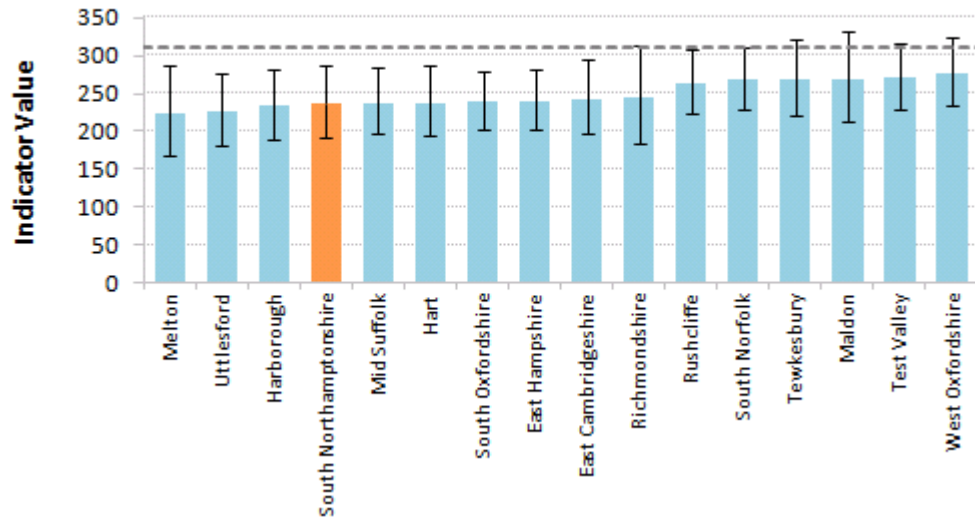
Alcohol-specific hospital admission - Persons



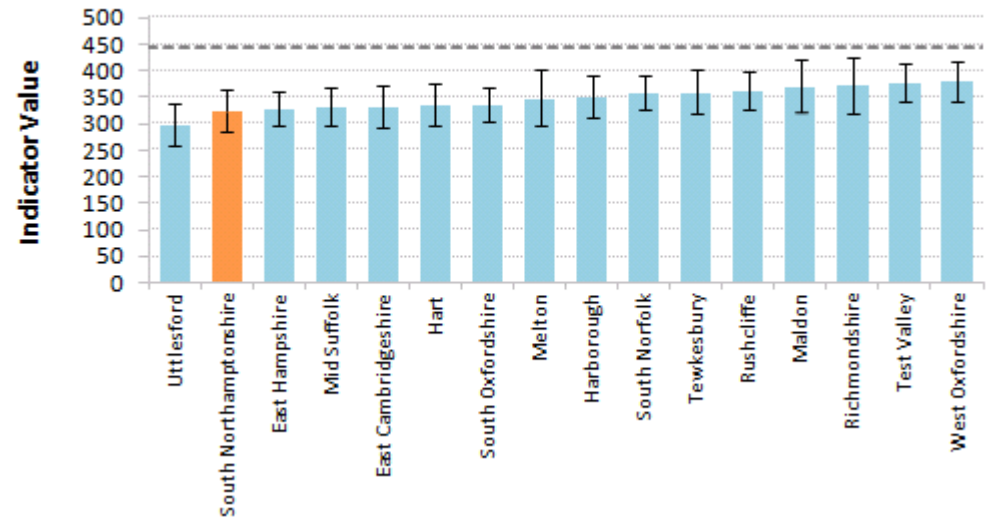
Alcohol-related hospital admission (Narrow) - Male



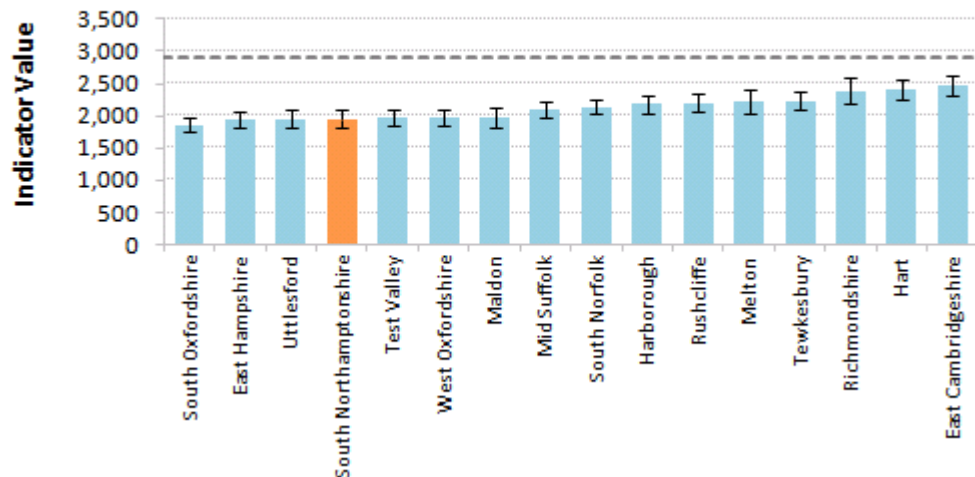
Alcohol-related hospital admission (Narrow) - Female



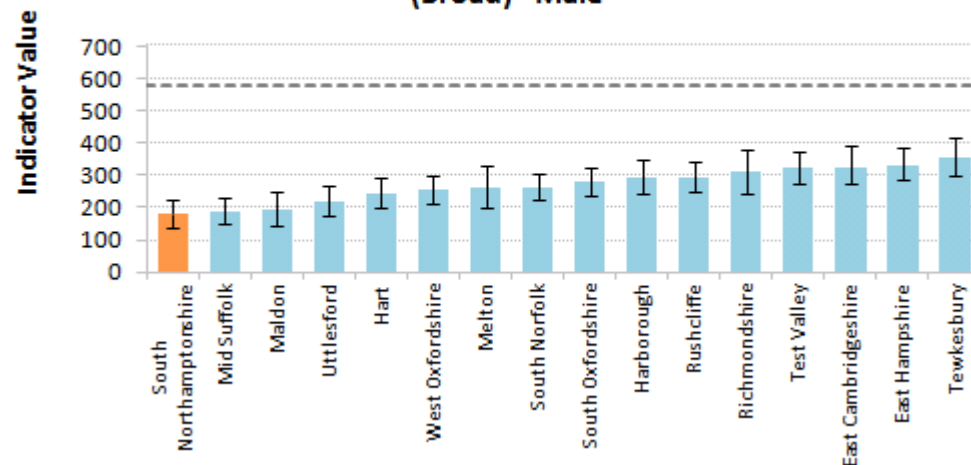
Alcohol-related hospital admission (Narrow) - Persons



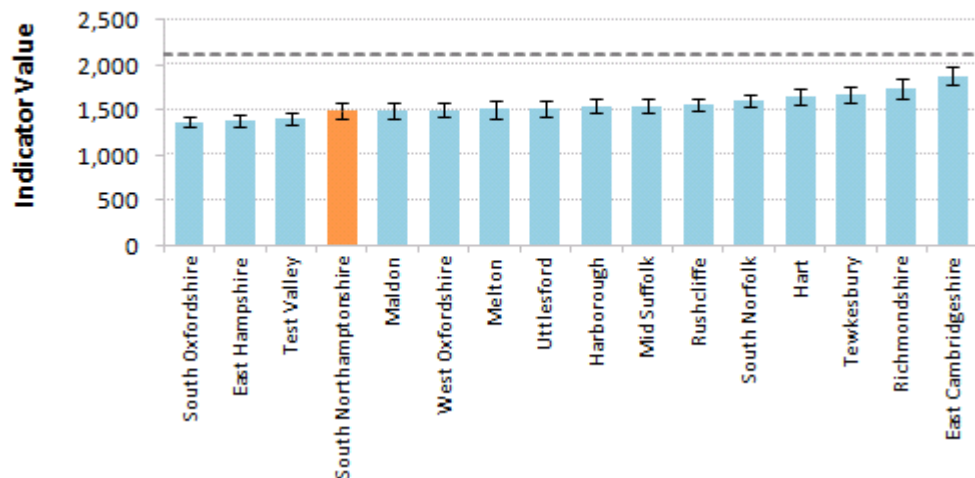
Admission episodes for alcohol-related conditions (Broad) - Male



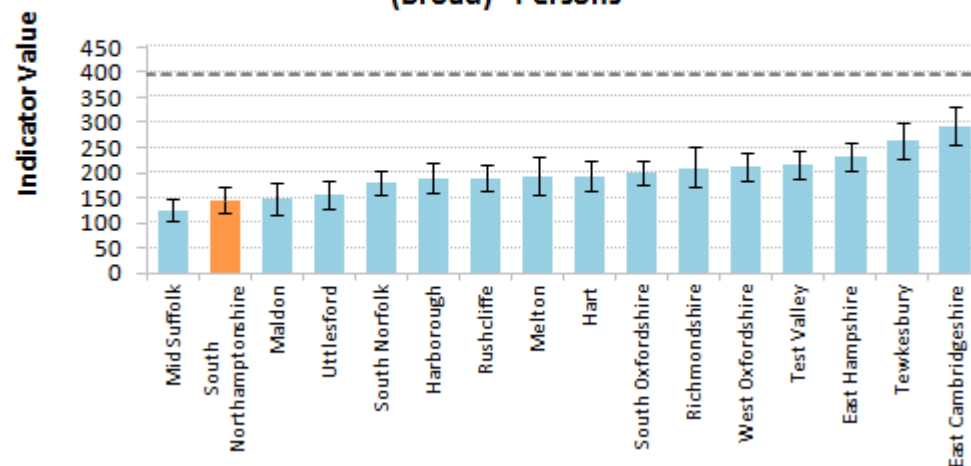
Admission episodes for alcohol-related mental and behavioural disorders due to use of alcohol condition (Broad) - Male



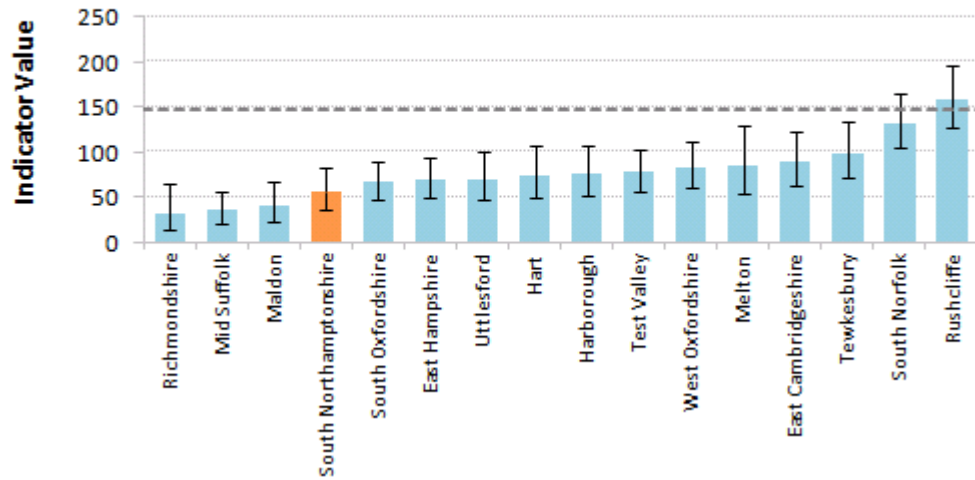
Admission episodes for alcohol-related conditions (Broad) - Persons



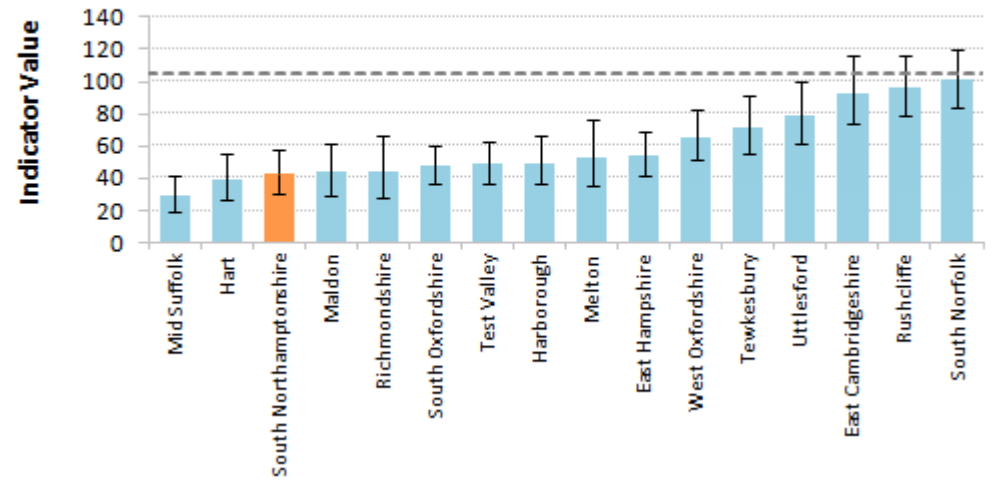
Admission episodes for alcohol-related mental and behavioural disorders due to use of alcohol condition (Broad) - Persons



Admission episodes for alcohol-related alcoholic liver disease condition (Broad) - Male

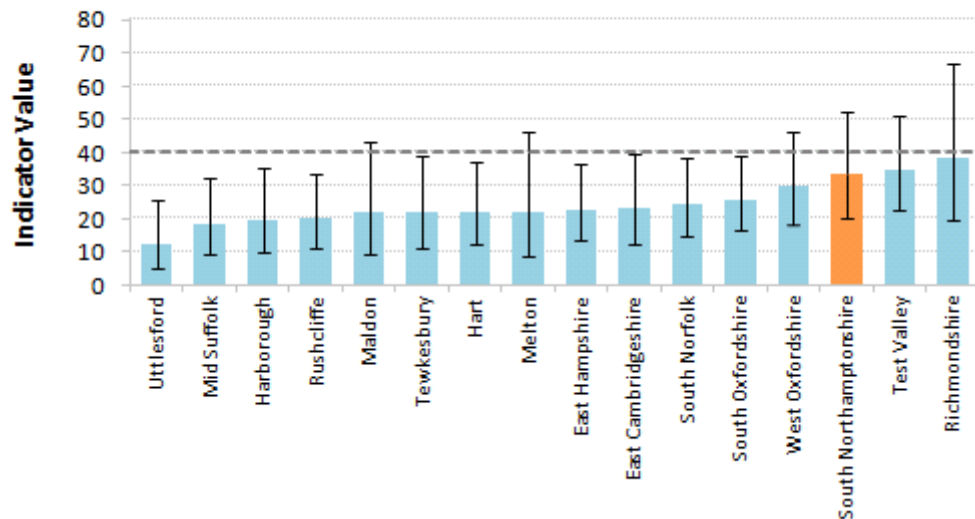


Admission episodes for alcohol-related alcoholic liver disease condition (Broad) - Persons

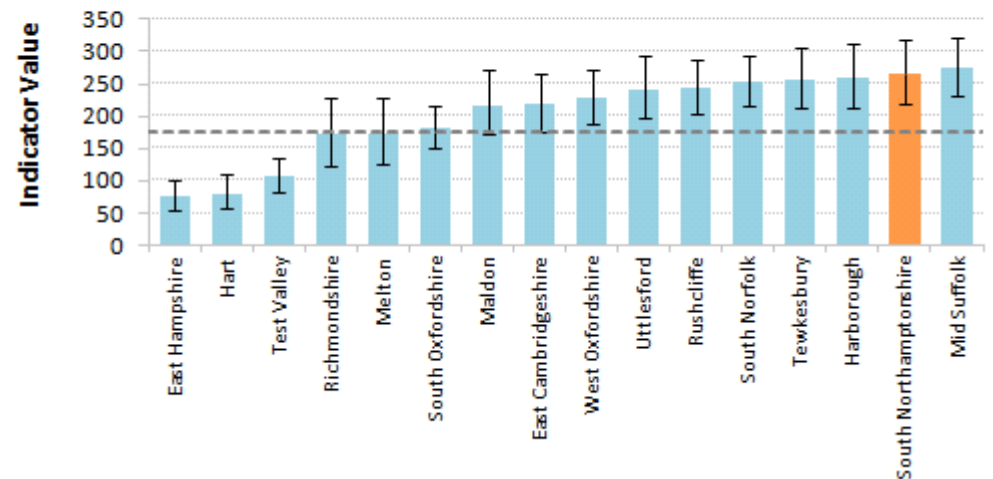


Indicators where South Northamptonshire is an outlier its CIPFA comparator group – **bottom 20%**

Alcohol-specific hospital admission - under 18s



Admission episodes for alcohol-related malignant neoplasm conditions (Broad) - Female



Alcohol Related Road Traffic Accidents

